



### Fall Semester Enrollment Statistics

	<u>2003</u>	<u>2004</u>	<u>2005</u>	<u>2006*</u>	<u>2007</u>	<u>2008</u>	<u>2009</u>	<u>1-Year Change</u>	<u>5-Year Change</u>
Total CMU Enrollment	<b>28,003</b>	27,936	27,452	27,100	26,787	27,354	27,357	0.0%	-2.1%
ProfEd Enrollment	<b>8,601</b>	8,144	7,535	7,075	6,920	7,108	6,913	-2.7%	-15.1%
On-campus Enrollment	19,402	19,792	19,917	20,025	19,867	20,246	<b>20,444</b>	1.0%	3.3%
Undergraduate Enrollment	17,509	17,949	18,100	18,331	18,163	18,454	<b>18,542</b>	0.5%	3.3%
Graduate Enrollment	1,893	1,843	1,817	1,694	1,704	1,792	<b>1,902</b>	6.1%	3.2%
International Enrollment	386	375	362	431	452	518	<b>555</b>	7.1%	48.0%
Minority Enrollment	1,484	1,627	1,648	<b>1,756</b>	1,663	1,617	1,628	0.7%	0.1%
New Freshman (FTIAC) Enrollment	3,623	3,741	3,718	3,789	3,771	<b>3,864</b>	3,691	-4.5%	-1.3%
New Transfer Enrollment	1,071	1,101	1,107	<b>1,180</b>	1,096	1062**	1,160	8.5%	5.4%
Undergraduate Student Credit Hours	247,177	253,802	254,900	<b>256,285</b>	253,174	256,272	255,046	-0.5%	0.5%
Graduate Student Credit Hours	14,630	14,301	14,402	13,460	14,220	14,340	<b>15,483</b>	8.0%	8.3%
One-year Retention Rate	77.2%	<b>77.9%</b>	77.0%	75.9%	76.0%	77.5%	76.1%		
Two-year Retention Rate	67.8%	68.5%	<b>68.8%</b>	67.5%	65.0%	67.3%	68.4%		

\*First year using new student system SLCM.

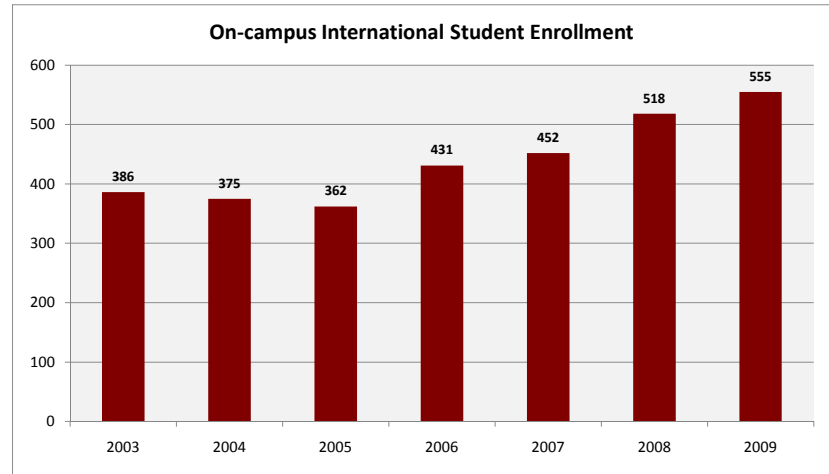
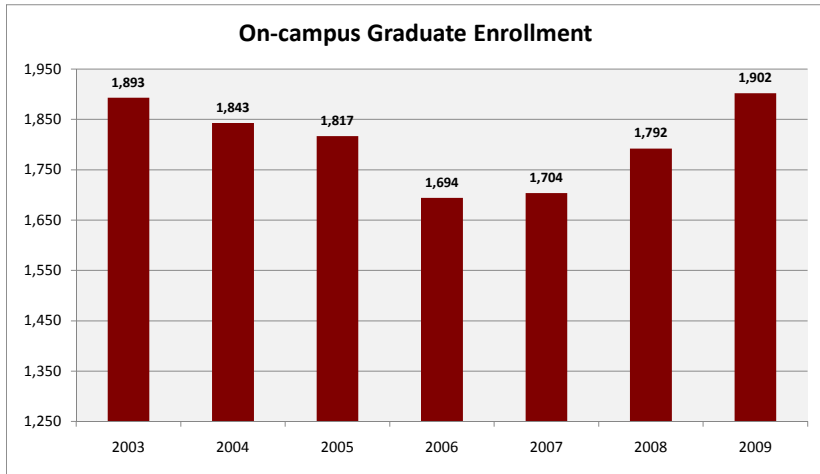
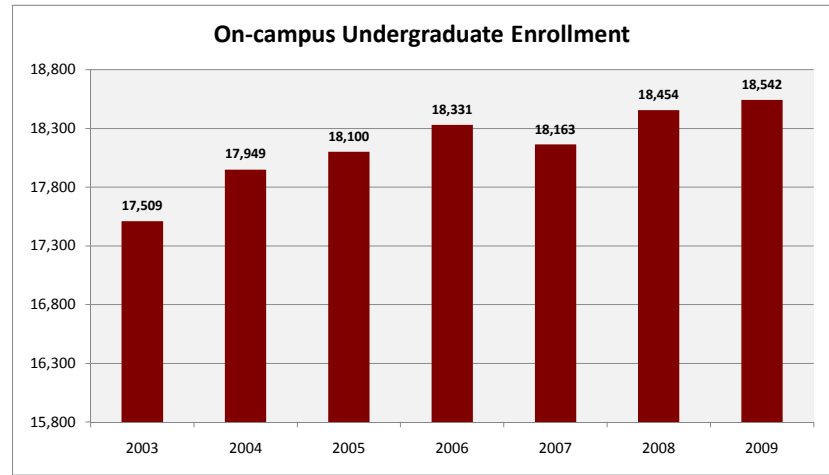
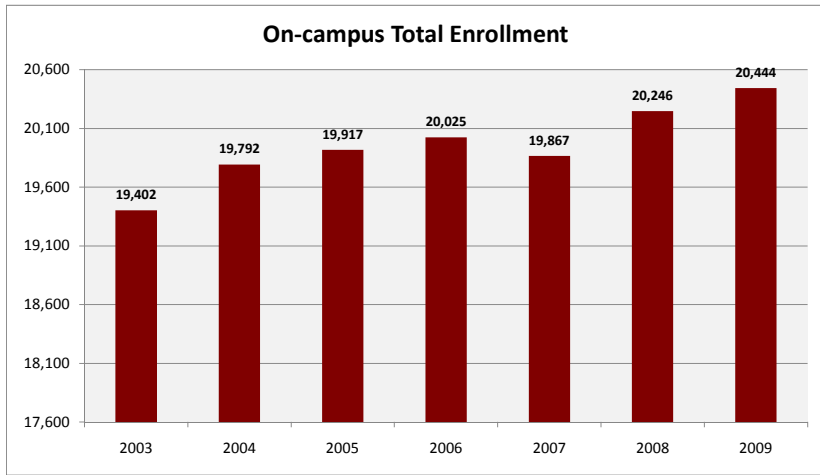
\*\*Does not include summer entrants. Approximately 70 more than normal began in the summer due to ending of CMU Promise.

**Bolded** figures are highs during the covered 7-year period.

Due to continuous enrollment, off-campus (ProfEd) enrollment figures pertain to the Fall term (end-of-semester) of the prior year.

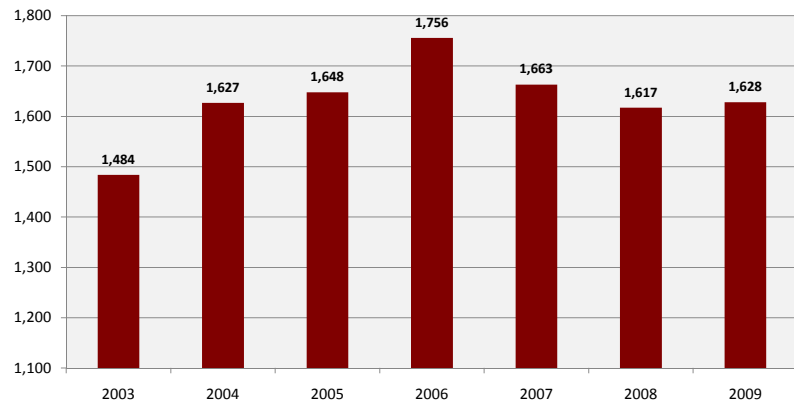
Enrollment counts are unduplicated headcounts and students enrolled both on and off-campus are included in the on-campus total.

**CMU Fall On-campus Enrollment Statistics**

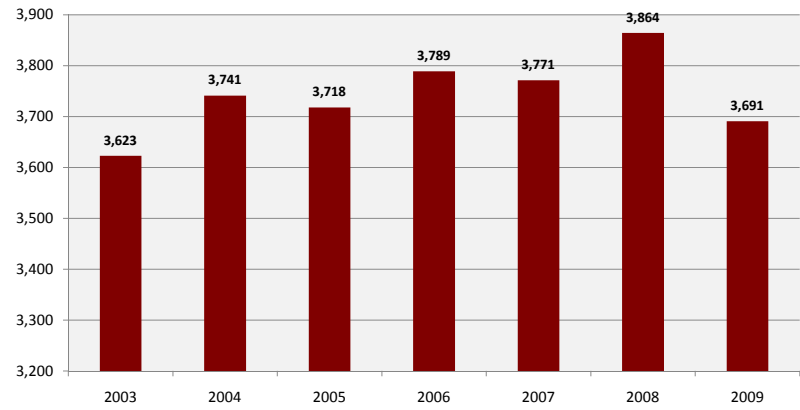


### CMU Fall On-campus Enrollment Statistics

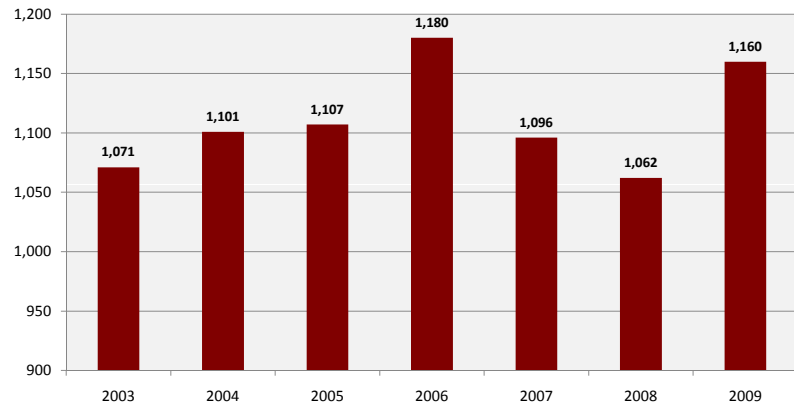
#### On-campus Minority Student Enrollment



#### On-campus New Freshmen (FTIAC) Enrollment



#### On-campus New Transfer Enrollment



#### One-Year Retention Rate (FTIAC)

